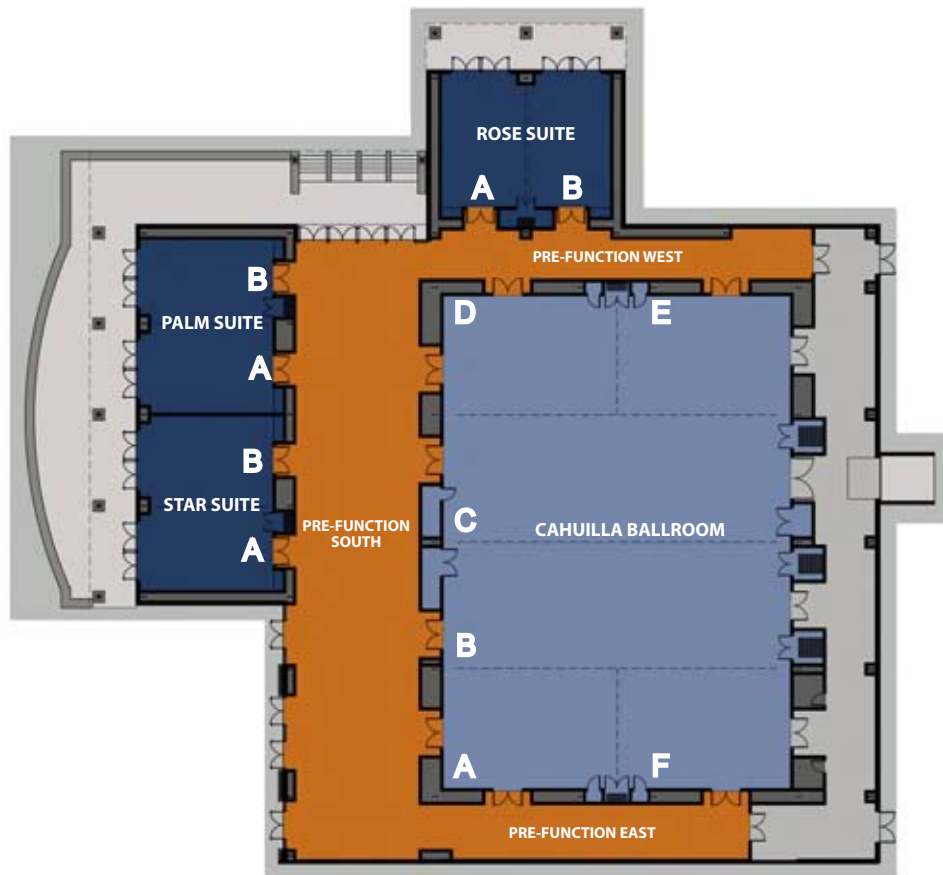












CONFERENCE CENTER CAPACITY CHART



	DIMENSIONS 	CEILING HEIGHT 	SQUARE FEET 	THEATER 	CLASSROOM 	CONFERENCE 	HOLLOW SQUARE 	U-SHAPE 	RECEPTION 	BANQUET 
Cahuilla Ballroom	76' x 108'	24'	8,208	730	360	N/A	N/A	N/A	800	420
Suite A	38' x 26'	24'	988	80	45	24	34	25	100	50
Suite B	76' x 28'	24'	2,128	165	90	48	60	50	200	110
Suite C	76' x 28'	24'	2,128	165	90	48	60	50	200	110
Suite D	38' x 26'	24'	988	80	45	24	34	25	100	50
Suite E	38' x 26'	24'	988	80	45	24	34	25	100	50
Suite F	38' x 26'	24'	988	80	45	24	34	25	100	50
Star Suite	38' x 31'	21'	1,178	110	60	44	60	40	140	80
Suite A	19' x 31'	21'	589	55	30	22	30	20	70	40
Suite B	19' x 31'	21'	589	55	30	22	30	20	70	40
Palm Suite	38' x 30'	21'	1,140	110	60	44	60	40	140	80
Suite A	19' x 30'	21'	570	55	30	22	30	20	70	40
Suite B	19' x 30'	21'	570	55	30	22	30	20	70	40
Rose Suite	38' x 29'	21'	1,102	110	60	44	50	30	140	80
Suite A	19' x 29'	21'	551	55	30	22	25	15	70	40
Suite B	19' x 29'	21'	551	55	30	22	25	15	70	40
Pre-function West	9' x 94'	16'	846	N/A	N/A	N/A	N/A	N/A	90	50
Pre-function South	26' x 114'	16'	2,964	N/A	N/A	N/A	N/A	N/A	370	240
Pre-function East	12' x 72'	16'	864	N/A	N/A	N/A	N/A	N/A	100	60